

# GETTING STARTED: About the Screen Icons

## Left Icons



Menu Button



The + icon on the left, is for adding all your players to create your roster.



Wrestlers

This is where you will find all your wrestlers once they have been up-loaded.

## Right Icons



The 3 miscellaneous icons are as follows:

Email

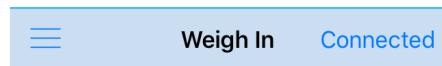
Add Weight manually

Edit Data



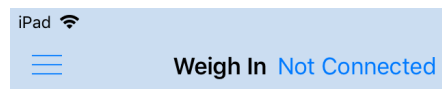
Team Report

Report of all your players weigh-in's.



Weigh In Connected

Weigh in your wrestlers

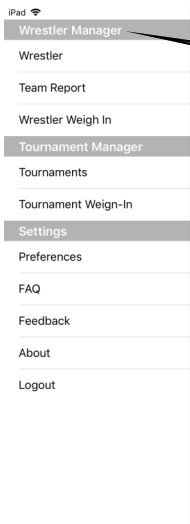
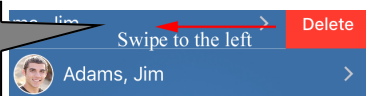


Weigh In Not Connected

Save the information.

Save

Delete a player– hold your finger down on the wrestler and swipe to the left



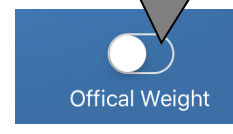
Wrestler Manager Menu.

Official weight on



Official Weight

Official weight off



Official Weight

Tap to turn off the Official weight to make it Unofficial weight

Weight Allowance on



Weight Allowance (2.0)

Weight Allowance off



Weight Allowance

When weighing your wrestler Tap to turn on or off the weight allowance